

 *Barrys Scientific Based Products*



**Barrys 7D – 160 Cryptographic Model**

**By**

**Barry Lee Crouse**

## Introduction

Thank you for taking the time in viewing this article. This work has a dual purpose and the first one is I have created a 7 Dimensional object and using it for a new algorithm and communication protocol. The communication protocol is named **barrysecc360**.

The protocol **barrysecc360** has a little bit of method or process using linear movement 768 bits to create a 360 bit curvature communication protocol also for added security measures I have added a few more entry's in my table for the allowance of adding bits using a Algebraic expression. I also believe this is patentable material.

The second purpose of this article is to further develop the **Theory of Non Singularity**. In this work, I take a 7 Dimensional object see chart 2-B. I am basically working with The Barry Infinity Equality Field equation and M String Theory in the 7<sup>th</sup> dimension and using the 7<sup>th</sup> dimension Equation I had written in the past to further develop the Theory above.

The difference between the 7D-150 vs the 7D-160 are the following:

- 1). The 7D-150 uses 512 bits communication protocol vs the 7D-160 that uses 768 bits.
- 2). The 7D-150 uses 131072 bits vs 7D-160 172032 bits.
- 3). The 7D-150 uses 8 gateways vs the 7D-160 7 gateways and one Void space.
- 4). E1-E4 7D-150 uses 3072 bits vs 7D-160 uses 4096 bits.
- 5). 7D-150 uses 16 times looping 7D-160 uses 24 times looping.

This article covers a lot of material and in some instances is very though provoking. I hope you will enjoy this work because some of the material is ground breaking.

## **Table of Contents**

**Chapter 1 Visual Art**

**Chapter 2 Specifications**

**Chapter 3 7D-160 Cryptographic Model**

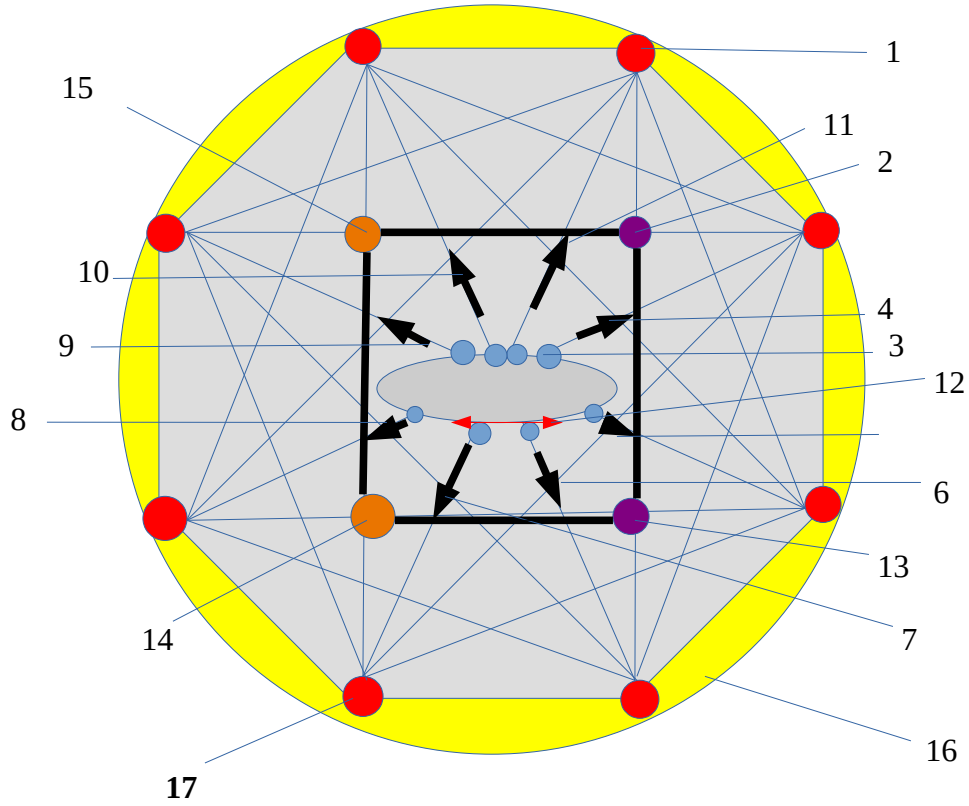
**Chapter 4 Barry Infinity Equality Field Equation 7<sup>th</sup> Dimension Application**

**Chapter 5 Final Thoughts**

## **Chapter 1**

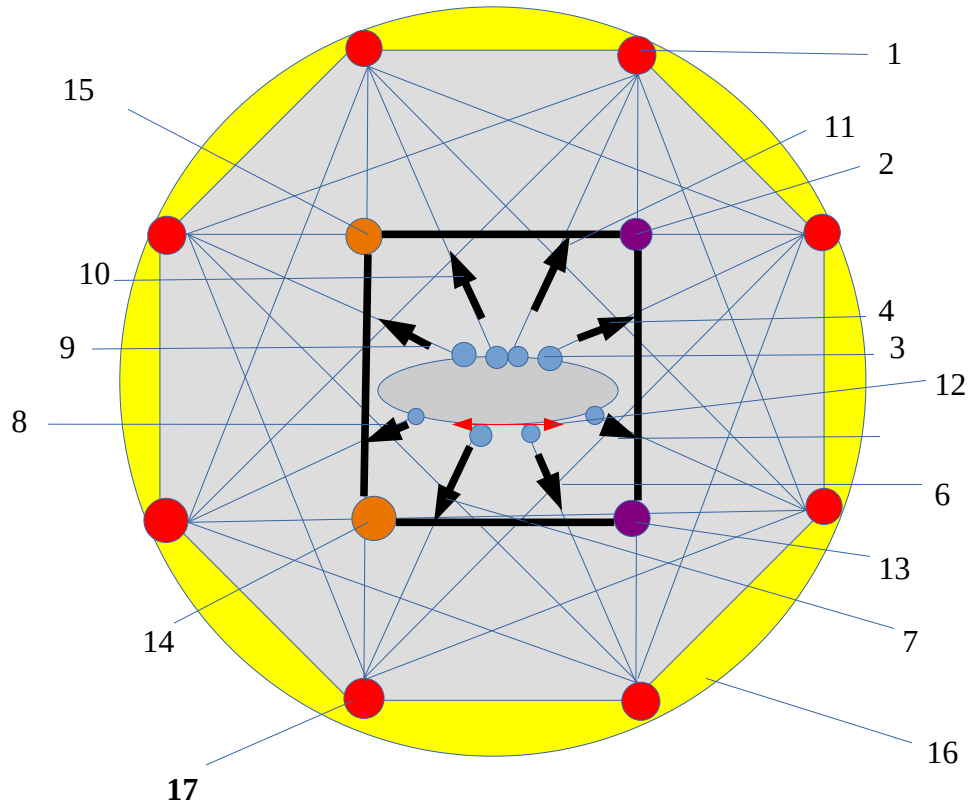
### **Visual Art**

## 7 D – 160 Visual Chart 1-A Non Singularity Model



- 1). 8 Gateways 7 touch points
- 2). F1 Node Point 1<sup>st</sup> Purple Multiverse
- 3). 8 Multiple Event Horizons for Dimensional Timelines
- 4). E1 Time line
- 5). E2 Time line
- 6). E3 Time line
- 7). E4 Time line
- 8). E5 Time line
- 9). E6 Time line
- 10). E7 Time line
- 11). E8 Time line
- 12). Clockwise and Counter Clockwise
- 13). F2 Node Point 2<sup>nd</sup> purple Multiverse
- 14). F3 Node Point 2<sup>nd</sup> Orange Multiverse
- 15). F4 Node Point 1<sup>st</sup> Orange Multiverse
- 16). Void Space
- 17). Gateway that does not touch (Void Space)

## 7 D – 160 Visual Chart 1-A Non Singularity Model



- 1). 8 Gateways
- 2). F1 Node Point Purple Multiverse
- 3). 8 Multiple Event Horizons for Dimensional Timelines
- 4). E1 Time line = 4096 Bits
- 5). E2 Time line = 4096 Bits
- 6). E3 Time line = 4096 Bits
- 7). E4 Time line = 4096 Bits
- 8). E5 Time line = 5120 Bits
- 9). E6 Time line = 6144 Bits
- 10). E7 Time line = 7168 Bits
- 11). E8 Time Line = Void Space
- 12). Clockwise and Counter Clockwise
- 13). F2 Node Point Purple Multi Verse
- 14). F3 Node Point Orange Multiverse
- 15). F4 Node Point Orange Multiverse
- 16). Void Space
- 17). Gateway that does not touch (Void Space)

I have provided two Visual Aids a general view of the Network Topology Design. The first one is the Non Singularity and the second Cryptographic 160 model. In the next chapter, I will be going over the specifications for this Design.



## **Chapter 2**

### **Specifications**

I will now go over the specifications for this 7 dimensional Object and will break this down into two parts. The first part will be the Non Singularity Model and the second part will be the 7D-160 Cryptographic Model.

### **Part 1**

The first part contains 4 node points F1-F4 and within the shell is a total of 8 event horizons used for creating timelines. If you observe each node point can handle two paths within it's boundary limits. The Black hole has 8 points that can go in clockwise or counter clockwise motion. The eight event horizons takes the path to the Node Points within it's boundary. Please note each 8 event horizons are labelled Time lines. The Node point than has the option of taking two paths to reach each Gateway with a total of 7 In the visual Charts 1-A and 2-B only 7 points touch space time. The void space 1 does not for a total of 8 also in the Non Singularity Model I have F1 and F2 Node points equals Purple F3, F4 Node points equals Orange to satisfy the Multiverse and parallel requirements using 7<sup>th</sup> dimension M string theory.

The time lines are in relations to one through 7 dimensions within the seven dimensional object thus I cannot have one point of singularity in this design or model because depending on what dimension you are in space time maybe irrelevant or relevant therefore the idea of Singularity (point of origins) is not workable in this design. Multiple Event horizons that access dimensional space with the idea of Non Singularity is workable here. I will now present the cryptographic model specs below.

### **Part 2**

If you view the last chart in chapter 1 you will see each timeline is assigned a certain number of Bits see chart 2-B. I can use the following to create a cryptographic algorithm.

- 1). One ring Network with 8 points using clockwise motion.
- 2 Usage of two paths for each network path taken to each Node point F1-F4.
- 3). Each Node point has access to two Gateway paths.
- 4). 8 gateway points with 7 points touching the void space 1 does not

In the next chapter, I will begin to construct a algorithm based on the Model Design and Information just listed above.

## **Chapter 3**

### **7D-160 Cryptographic Model**

I will begin by creating a table and assigning variables please not I will only be using 7 Time lines since one is in void space. Please see below:

**Table 1-A**

- 4). E1 Time line = 4096 Bits
- 5). E2 Time line = 4096 Bits
- 6). E3 Time line = 4096 Bits
- 7). E4 Time line = 4096 Bits
- 8). E5 Time line = 5120 Bits
- 9). E6 Time line = 6144 Bits
- 10). E7 Time line = 7168 Bits

The number of times I can use will depend on the the timeline and variable assignment. In the instance of E1-E4 I can use clockwise motion 24 times with the bit communication protocol of 768 bits for compatibility. I can than assign the following variables:

- A = 24 number of times going around the ring Network
- B= 768 Bits communication Protocol
- C = E1-E7 timeline

I will next create a equation  $C * A/B$  and the following shows up

- 1).  $4096 * 24 / 768 = 128$  {E1-E4} Time lines
- 2).  $5120 * 24 / 768 = 160$
- 3).  $6144 * 24 / 768 = 192$
- 4).  $7168 * 24 / 768 = 224$

I will next take the two paths for each node point by dividing it by 2 to allow for better system level performance.

**Table 1-A**

1).	128	/ 2	=	64
2).	160	/ 2	=	80
3).	192	/ 2	=	96
4).	224	/ 2	=	112

I have now taken the timelines and accessed the Node points but in order to gain access to the gateways I must divide by 2 again because each node point has access to two gateways.

**Table 2-A**

1).	64 /2	=	32
2).	80/2	=	40
3).	96/2	=	48
4).	112/2	=	56

I have just created a double compression technique that compresses a shell within a shell. A total of 4 times. I basically caused each time line to loop 24 times and double compressed it . I do not like to use 2048 Bits because it has reached it's end of shelf life over 10 plus years. If you will notice, E1-E4 uses 4096 bits. There is nothing new to this type of compression technique it has been around since the 70's and 80's but what makes it stand out is the ability to take a 7 Dimensional object and apply a algorithm to it. On another note, usually the standard boundary for a PC is 65536 bits and I went beyond it up to 172032 upper boundary which makes a lot more room to offer better ways to encrypt and create algorithms. The first level 1-5 of Encryption of Table 1-A shows a difference of 16 bits for each entry . and the second level is 8 bits see Table 2-A.

The next step is to create the new stand alone protocols. This time we will use a MTU size of 1472 – 1-5 entries. The equation could be written as follows:

A = 1-5 2<sup>nd</sup> level entries see above page

$$1472 - a / 4 = z$$

**Table 3-A**

	<b>ECC Bit strength</b>	<b>Added Bits = 360</b>
1). 1472 - 32 = 1448 /4	= 360	0
2). 1472 - 40 = 1432/4	= 358	2
3). 1472 - 48 = 1428/4	= 356	4
4). 1472 - 56 = 1416/4	= 354	6

After setting up the communication protocol 354 – 360, The next step is to add bits from entry two – four = 362. The following could be completed below:

$$R = \text{Entry 2-5}$$

$$R + V = 362$$

The equation could be written below:

$$354 + V = 362$$

$$360 - 354 = 6$$

I could then add 6 bits to 354 bits to equal 360.

The process is a little long but it shows it can be done. I believe this is another instance of a new process or method that is patentable material for a new communication protocol that could be standardized.

I will now go into the next chapter demonstrating how the Barry equality Field equation can be applied to the 7<sup>th</sup> Dimension.

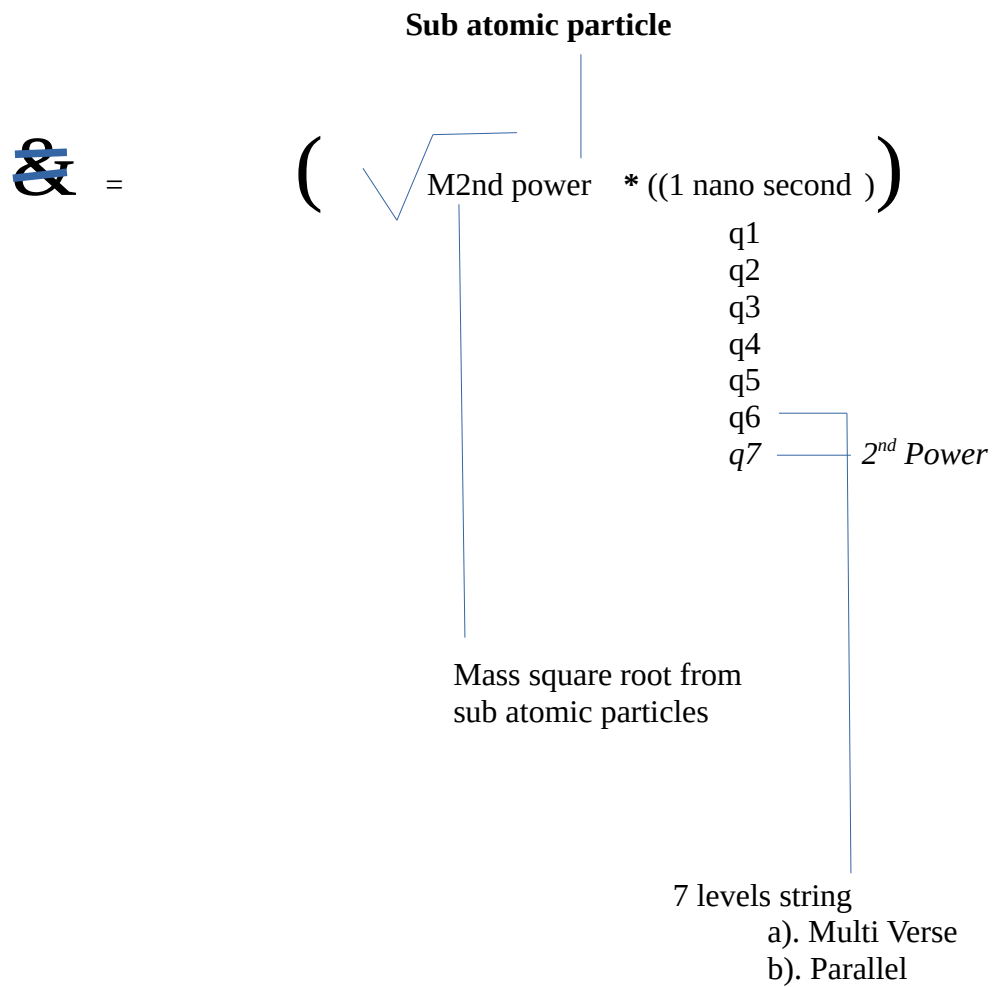


## **Chapter 4**

**Barry Infinity Equality Field Equation 7<sup>th</sup> Dimension Application**

ago.

This is a review of the 7<sup>th</sup> dimension using M String Theory I wrote a few years



I will now attempt to use the equation and apply it to the cryptographic model I created. If you review chart 1-A I have two paths I can use via node points to reach the gateways 1 -7 thus it satisfies parallel and multi verse strings.

$\sqrt{4096} \text{ 2}^{\text{nd}} \text{ Power} * \text{ nano second or } 1,000,000,000 = 4.096 \times 10^{12} * 4 \text{ (e1-e4 time lines)} = 1.6384 \times 10^{13}$  This represents E1 – E4 time lines.

$\sqrt{5120} \text{ 2}^{\text{nd}} \text{ Power} * 1,000,000,000 = 5.12 \times 10^{12} \text{ (e5 timeline)}$

$\sqrt{6144} \text{ 2}^{\text{nd}} \text{ power} * 1,000,000,000 = 6.144 \times 10^{12} \text{ (e6 timeline)}$

$\sqrt{7168} \text{ 2}^{\text{nd}} \text{ power} * 1,000,000,000 = 7.168 \times 10^{12} \text{ (e7 timeline)}$

This example is not overly complex I take the bit strength multiply it by itself to follow the M String theory and the cryptographic model parallel paths I am using and than use a square root and multiply by 1 nano second. I can than take the four timeline solutions below:

$$1.6384 \times 10^{13} + 5.12 \times 10^{12} + 6.144 \times 10^{12} + 7.168 \times 10^{12} = 3.4816 \times 10^{13}$$

I now have a solution using the cryptographic model I created to arrive at a pretty big number in the 7<sup>th</sup> dimension. 34,816,000,000,000 34 trillion. The number 34 is a interesting number because back in the 70's I wore this number when playing football in South Carolina a little humor and remembrance.

In the next chapter, I will present my final thoughts.

## **Chapter 5**

### **Final Thoughts**

The project as you can see served a dual purpose. The first one is a 7 Dimensional object and creating a Cryptographic model that creates a new communication protocol through a long drawn out method or process that is patentable. The Cryptographic model uses a curvature looping 24 times and is broken down to create a new 360 bit encryption protocol with the additional 3 other variables that can be used to create some additional security overhead. I will have to provide a name so I will call it **barrysecc362**.

On the second part, **The Theory of Non Singularity** I created a model in my visual art and took The Barry Infinity Equality Field Equation along with M String Theory in the 7<sup>th</sup> dimension showing how time and space become irrelevant in higher dimensions and explained in principle how I arrived at my theory. I took the 7<sup>th</sup> dimension equation and non Singularity model showing a Node point with two paths and how it equals a parallel Universe and accessing gateways to other dimensions The Mathematics is simple to understand but the idea is a little complex for many people to understand. The Theory of Non Singularity shows why a point of origin cannot be correct because at higher dimensions time and space become irrelevant therefore it cannot be measured in mathematical terms or given a value placed on it. This is similar to sub atomic particles we cannot see or touch it but we know it is present same idea or concept.

**Thank you for reading this work !**

On the next page is my contact information.

Website [www.barryequalityfieldequation.biz](http://www.barryequalityfieldequation.biz)

Website [www.searchwithbarry.biz](http://www.searchwithbarry.biz)

Social media [www.instagram.com/bcrouse2021](http://www.instagram.com/bcrouse2021)

Email [bcrouse@protonmail.com](mailto:bcrouse@protonmail.com)

Date 09/03/2023

Barry L. Crouse

Barrys Scientific Based Products is a service mark of Barry Lee Crouse registered in Washington State, Idaho, and Canada